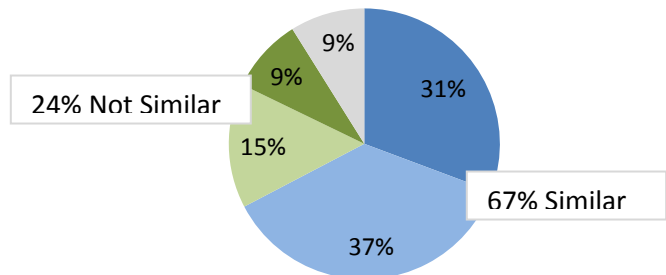


Penn State questions

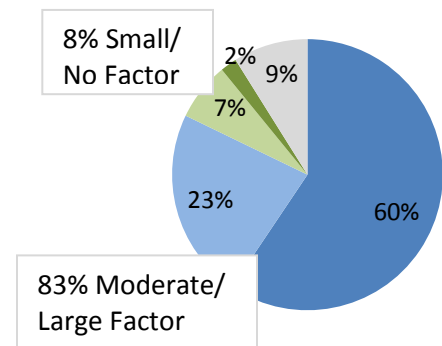
1. When considering the manner in which Penn State handled the recent child sexual abuse controversy and the manner in which the Catholic Church handled previous child sexual abuse controversies, would you say they are:

	31	Very similar
	37	Somewhat similar
67		Similar
	15	Not that similar
	9	Not similar at all
24		Not Similar
	9	Unsure



2. Considering the alleged long-time inaction by Penn State officials to resolve the child sexual abuse controversy, how big a factor do you believe the culture of big money that has developed around Division 1 college sports in the past 20 years played in the officials lack of action?

	60	A large factor
	23	A moderate factor
83		Moderate/Large
	7	A small factor
	2	No factor at all
8		Small/No
	9	Unsure



3. When it comes to Division 1 college athletic programs, do you believe sports have:

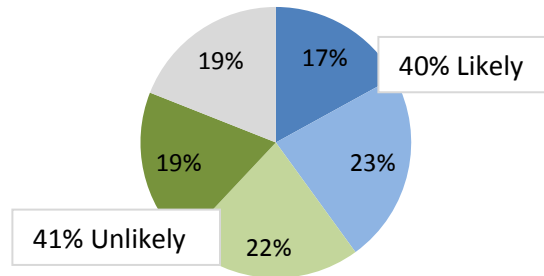
72	Too much influence over college life
16	About the right amount of influence over college life
3	Too little influence over college life
9	Unsure





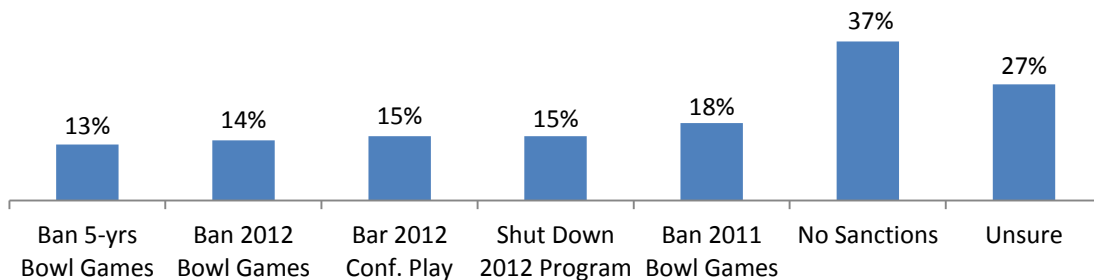
4. If you had a child that was preparing to go to college, what is the likelihood that you would discourage them from going to a Division 1 school that places a strong emphasis on sports?

	17	Very likely
	23	Somewhat likely
40		Likely
	22	Somewhat unlikely
	19	Very unlikely
41		Unlikely
	19	Unsure



5. In light of the child sexual abuse controversy at Penn State, do you believe the National Collegiate Athletic Association (NCAA) should: (Check all that apply)

15	Bar Penn State football from conference play for the 2012 season
15	Shut down the Penn State football program for the 2012 season
18	Ban Penn State from post-season bowl games for the current season
14	Ban Penn State from post-season bowl games for the 2012 season
13	Ban Penn State from post-season bowl games for the next five years
37	No sanctions on behalf of the NCAA are needed
27	Unsure



The survey was conducted from Nov. 15 to Nov. 21, 2011. One thousand adults (18+) from the United States participated in the online survey and the demographics are stratified to represent the U.S. population according to census data. The poll has an overall margin of error of +/- 3.1 based on a 95 percent confidence interval.